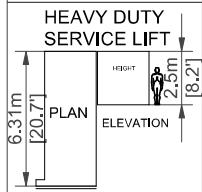
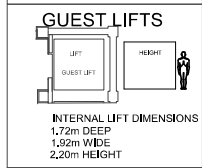


■ RIGGING POINTS
 MAX. LOAD: 1.5 TONS
■ CABLE DROPS FROM CEILING TO FLOOR
 LEVEL ARE AVAILABLE AT EACH CONTROL
 PANEL LOCATION

LIGHTING SUSPENSION SYSTEM
 RING OF UNISTRUT
 1.5 TON MAX.
 Ceiling H: 4.4m

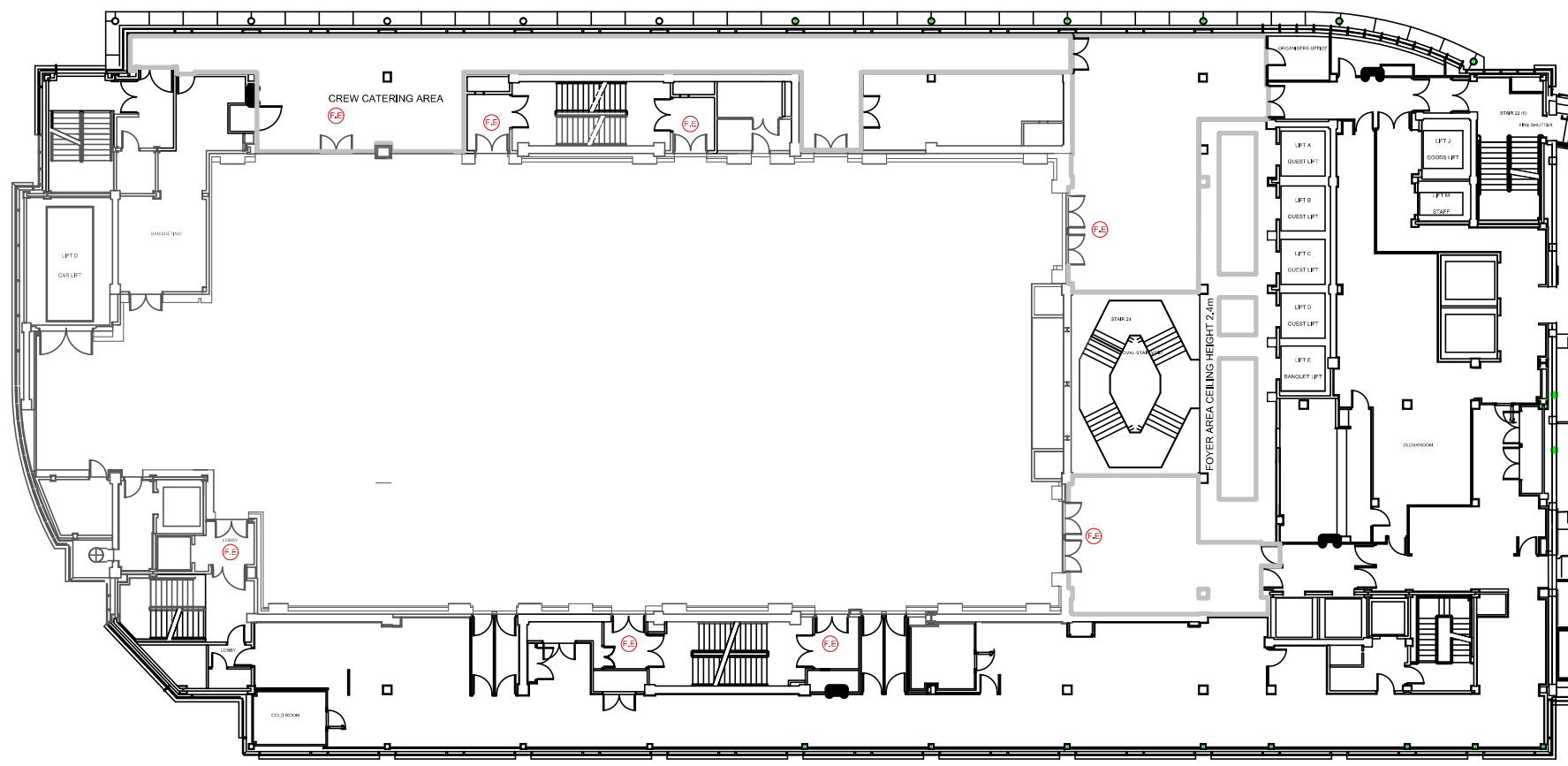


LIFT DIMENSIONS
 UP TO 8,000 kg
 6.0m DEEP
 2.4m WIDE
 2.5m HEIGHT
 LARGE VEHICLES CAN EASILY
 PARK UP TO LIFT DOORS AT
 STREET LEVEL



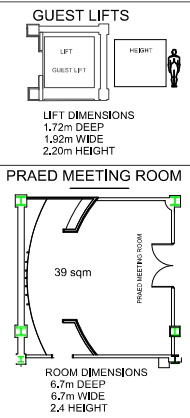
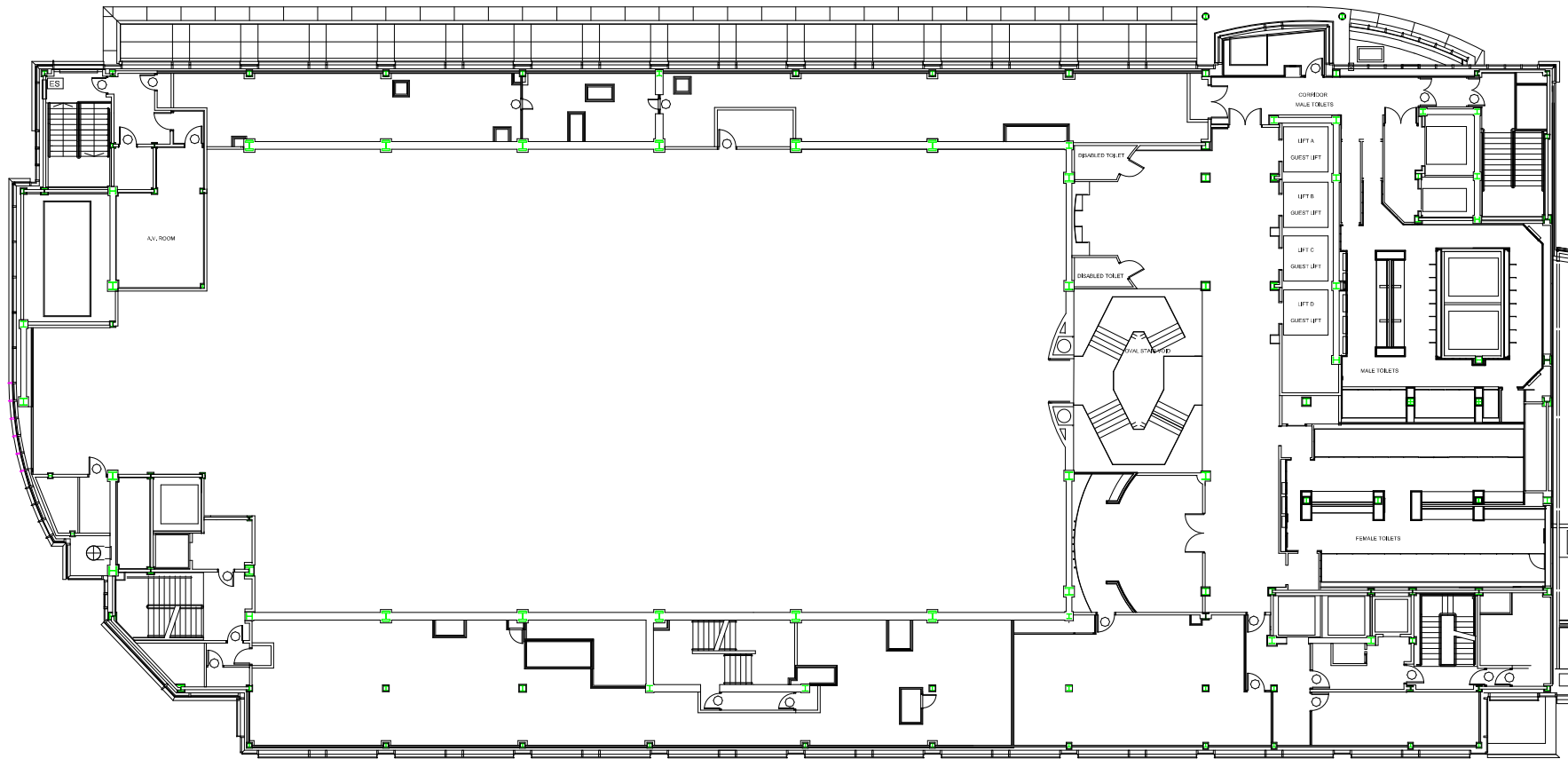
GUEST LIFTS
INTERNAL LIFT DIMENSIONS
 1.72m DEEP
 1.92m WIDE
 2.20m HEIGHT
KENSINGTON STORAGE
 ROOM DIMENSIONS
 3.5m DEEP
 2.97m WIDE
 2.4m HEIGHT

F.E. FIRE EXIT



Plan Title		
West Wing - Kensington Suite - LVL 3		
Date drawn	Plan No.	Scale
04/06/2021	DIN A3/L	1:250

This drawing is a representation of concepts only and it is intended to be used as a Guide of the approximate room setup at this facility. Whereas actual on-site variations or adjustments may occur, Hilton cannot be held responsible for submitting this as an exact plan. This drawing is the property of Hilton and any reproduction of use without written consent is prohibited.



Plan Title		
West Wing - Kensington Suite Upper - LVL 4		
Date drawn	Plan No.	Scale
04/06/2021	DIN A3/L	1:250

This drawing is a representation of concepts only and it is intended to be used as a Guide of the approximate room setup at this facility. Whereas actual on-site variations or adjustments may occur, Hilton cannot be held responsible for submitting this as an exact plan. This drawing is the property of Hilton and any reproduction of use without written consent is prohibited.